

## Short-time dynamics of finite-size mean-field systems

This article has been downloaded from IOPscience. Please scroll down to see the full text article.

J. Stat. Mech. (2010) P07026

(<http://iopscience.iop.org/1742-5468/2010/07/P07026>)

View [the table of contents for this issue](#), or go to the [journal homepage](#) for more

Download details:

IP Address: 152.84.71.38

The article was downloaded on 04/10/2010 at 20:29

Please note that [terms and conditions apply](#).

# Short-time dynamics of finite-size mean-field systems

Celia Anteneodo<sup>1</sup>, Ezequiel E Ferrero<sup>2</sup> and Sergio A Cannas<sup>2</sup>

<sup>1</sup> Departamento de Física, PUC-Rio and National Institute of Science and Technology for Complex Systems, Rua Marquês de São Vicente 225, Gávea, CEP 22453-900 RJ, Rio de Janeiro, Brazil

<sup>2</sup> Facultad de Matemática, Astronomía y Física, Universidad Nacional de Córdoba and Instituto de Física Enrique Gaviola (IFEG-CONICET), Ciudad Universitaria, 5000 Córdoba, Argentina

E-mail: [celia@fis.puc-rio.br](mailto:celia@fis.puc-rio.br), [ferrero@famaf.unc.edu.ar](mailto:ferrero@famaf.unc.edu.ar) and [cannas@famaf.unc.edu.ar](mailto:cannas@famaf.unc.edu.ar)

Received 11 June 2010

Accepted 4 July 2010

Published 30 July 2010

Online at [stacks.iop.org/JSTAT/2010/P07026](http://stacks.iop.org/JSTAT/2010/P07026)

[doi:10.1088/1742-5468/2010/07/P07026](https://doi.org/10.1088/1742-5468/2010/07/P07026)

**Abstract.** We study the short-time dynamics of a mean-field model with non-conserved order parameter (Curie–Weiss with Glauber dynamics) by solving the associated Fokker–Planck equation. We obtain closed-form expressions for the first moments of the order parameter, near to both the critical and spinodal points, starting from different initial conditions. This allows us to confirm the validity of the short-time dynamical scaling hypothesis in both cases. Although the procedure is illustrated for a particular mean-field model, our results can be straightforwardly extended to generic models with a single order parameter.

**Keywords:** critical exponents and amplitudes (theory), finite-size scaling, exact results

**Contents**

<b>1. Introduction</b>	<b>2</b>
<b>2. The formal FPE solution and moment expansions</b>	<b>4</b>
<b>3. The paradigmatic mean-field model</b>	<b>5</b>
<b>4. The STD near the critical point</b>	<b>5</b>
4.1. The Ornstein–Uhlenbeck approximation . . . . .	6
4.2. The quartic approximation of the drift potential . . . . .	8
4.3. Other initial conditions . . . . .	8
<b>5. The STD near the spinodal</b>	<b>10</b>
<b>6. Final comments</b>	<b>13</b>
<b>Acknowledgments</b>	<b>14</b>
<b>Appendix A. The quartic potential approximation near the critical point</b>	<b>14</b>
<b>Appendix B. The moment calculation near the spinodal</b>	<b>15</b>
<b>References</b>	<b>16</b>

**1. Introduction**

Universal scaling behavior appears to be an ubiquitous property of critical dynamic systems. While it was initially believed to hold only in the long-time limit, it was realized during the last decade that the dynamical scaling hypothesis can be extended to the short-time limit [1]. This is accomplished by assuming that, close to the critical point, the  $n$ th moment of the order parameter obeys the homogeneity relation

$$m^{(n)}(t, \tau, L, m_0) = b^{-n\beta/\nu} m^{(n)}(b^{-z}t, b^{1/\nu}\tau, L/b, b^\mu m_0), \quad (1)$$

where  $t$  is time,  $\tau$  is the reduced temperature  $\tau = (T_c - T)/T_c$ ,  $L$  is the linear system size,  $m_0$  is the initial value of the order parameter and  $b$  is a spatial rescaling parameter.  $\mu$  is a universal exponent that describes the short-time behavior, while  $\beta$ ,  $\nu$ , and  $z$  are the usual critical exponents. When  $m_0 \ll 1$  we recover the usual dynamic scaling relation, from which a power law relaxation at the critical point (for instance, in the magnetization,  $n = 1$ )  $m(t) \sim t^{-\beta/\nu z}$  when  $L \gg 1$  and  $t \gg 1$  follows. This is the critical slowing down.

On the other hand, the short-time dynamics (STD) scaling properties of the system depend on the initial preparation, i.e., on the scaling field  $m_0$ . Setting  $b = t^{1/z}$ , from equation (1) one obtains for small (but non-null) values of  $t^{\mu/z} m_0$  in the large  $L$  limit

$$m(t, \tau, m_0) \sim m_0 t^\theta F(t^{1/\nu z} \tau), \quad \theta = \frac{\mu - \beta/\nu}{z}. \quad (2)$$

Hence, at the critical point  $\tau = 0$  an initial increase of the magnetization  $m \sim m_0 t^\theta$  is observed. For the second moment  $n = 2$  the dependence on  $m_0$  can be neglected when

$m_0 \ll 1$ . Since  $m^{(2)} \sim N^{-1} = L^{-d}$  in the large  $L$  limit ( $d$  is the spatial dimension), one obtains at the critical point

$$m^{(2)}(t) \sim N^{-1} t^{d/z-2\beta/z\nu}. \quad (3)$$

The short-time universal scaling behavior has been verified in a large variety of critical systems both by renormalization group (RG) calculations [1, 2] and Monte Carlo (MC) numerical simulations [3]–[5]. The hypothesis also applies when the system starts in the completely ordered state, i.e.,  $m_0 = 1$ . In this case it is assumed that the homogeneity relation

$$m^{(n)}(t, \tau, L) = b^{-n\beta/\nu} m^{(n)}(b^{-z}t, b^{1/\nu}\tau, L/b) \quad (4)$$

holds even for short (macroscopic) timescales. Hence, in the large  $L$  limit we have

$$m(t) = t^{-\beta/\nu z} G(t^{1/\nu z} \tau), \quad (5)$$

and taking the derivative of  $\log m$ ,

$$\left. \frac{\partial \log m(t, \tau)}{\partial \tau} \right|_{\tau=0} \sim t^{1/\nu z}. \quad (6)$$

While the scaling hypothesis starting from the disordered state is supported both by numerical simulations and RG, its validity for an initial ordered state has relied up to now only on numerical simulations.

Recently, numerical simulations have shown that the short-time scaling hypothesis (1) holds not only close to a critical point, but also close to spinodal points in systems exhibiting a first-order phase transition, both for mean-field and for short-range interaction models [6]. This is particularly interesting, because it suggests the existence of some kind of diverging correlation length associated with a spinodal point. Since the proper concept of the spinodal in short-range interaction systems is still a matter of debate (see [6] and references therein), a deeper understanding of the microscopic mechanisms behind the observed short-time scaling could shed some light on this problem. One way of achieving this goal is to look for exact solutions of particular models. A first step in that direction is to analyze mean-field (i.e., infinite-range interaction) models, for which the concept of the spinodal is well defined [6]. That is the objective of the present work: we analyze the exact STD behavior of far from equilibrium mean-field systems with non-conserved order parameter.

Non-equilibrium phenomena in physics and other fields are commonly studied through Fokker–Planck equations (FPEs). In particular, non-equilibrium dynamical aspects of phase transitions can be analyzed by means of the FPE associated with the master equation describing the microscopic dynamics [7]–[9]. In fact, this tool has proved to be useful in the description of the relaxation of metastable states [7], finite-size effects [10] and the impact of fluctuations in control parameters [11], and has been considered for mean-field spin models [7, 12] and coupled oscillators [10], amongst many others.

As soon as the degrees of freedom of the system can be reduced to a few relevant ones, a low-dimensional FPE can be found. Although this description is suitable for properties that do not depend on the details of the dynamics, or for mean-field kinetics, many conclusions are expected to hold in more general instances.

For a single order parameter  $m$ , the FPE for its probability  $P = P(m, t|m_0, 0)$  is

$$\partial_t P = [-\partial_m D_1(m) + \partial_{mm} D_2(m)] P \equiv L_{\text{FP}}(m) P, \quad (7)$$

where the drift and diffusion coefficients are determined by the Hamiltonian and the particular dynamics (e.g., Glauber or Metropolis).

Following this stochastic approach, here we study the scaling of the short-time relaxational dynamics in the vicinity of critical and spinodal points. In a first approximation, the drift  $D_1(m)$  ( $= -dV/dm$ ) is generically linear in the vicinity of a critical point and quadratic in the spinodal, following the quadratic and cubic behaviors of the drift potential  $V$ , respectively. Meanwhile, typically in various models, the noise intensity  $D_2(m)$  scales as  $\epsilon \sim 1/N$  [7, 10]. Therefore, although we will present the STD for a particular spin model, our results can be straightforwardly extended to more general mean-field ones.

## 2. The formal FPE solution and moment expansions

The formal solution of the FPE (7), for the initial condition  $P(m, 0|m_0, 0) = \delta(m - m_0)$ , is [13]

$$P(m, t|m_0, 0) = e^{t L_{\text{FP}}(m)} \delta(m - m_0).$$

The average of an arbitrary quantity  $Q(m)$  can be derived directly from the FPE, by means of the adjoint Fokker–Planck operator  $L_{\text{FP}}^\dagger(m) \equiv D_1 \partial_m + D_2 \partial_{mm}$ , as follows:

$$\begin{aligned} \langle Q \rangle(m_0, t) &= \int Q(m) P(m, t|m_0, 0) dm = \int Q(m) e^{t L_{\text{FP}}(m)} \delta(m - m_0) dm \\ &= \int \delta(m - m_0) e^{t L_{\text{FP}}^\dagger(m)} Q(m) dm = e^{t L_{\text{FP}}^\dagger(m_0)} Q(m_0) \\ &= \sum_{k \geq 0} [L_{\text{FP}}^\dagger(m_0)]^k Q(m_0) t^k / k!. \end{aligned} \quad (8)$$

Therefore, the first two moments of the order parameter are

$$\begin{aligned} \langle m \rangle &= m_0 + D_1 t + \frac{1}{2} [D_1 D_1' + D_2 D_1''] t^2 + \dots, \\ \langle m^2 \rangle &= \langle m \rangle^2 + 2D_2 t + [2D_2 D_1' + D_1 D_2' + D_2 D_2''] t^2 + \dots, \end{aligned} \quad (9)$$

where  $D_1$ ,  $D_2$  and their derivatives are evaluated in  $m_0$ . Notice that if  $D_1$  and  $D_2$  are not state dependent, the expansion up to first order is exact.

Alternatively, evolution equations for moments can be obtained by integration of equation (7), after multiplying each member of the equation by the quantity to be averaged, that is

$$\frac{d \langle m^n \rangle}{dt} = n \langle m^{n-1} D_1(m) \rangle + n(n-1) \langle m^{n-2} D_2(m) \rangle. \quad (10)$$

For  $n = 1$  we have

$$\frac{d \langle m \rangle}{dt} = \langle D_1(m) \rangle. \quad (11)$$

Equation (10) leads in general to a hierarchy of coupled equations for the moments. Only for a few special cases ( $D_1$  and  $D_2$  polynomials in  $m$  of degree smaller than or equal 1 and 2 respectively) do these equations decouple. Otherwise, one has to rely on approximated methods to solve their dynamics.

### 3. The paradigmatic mean-field model

Let us exhibit our STD analysis for the paradigmatic system of  $N$  fully connected Ising spins (the Curie–Weiss model), subject to a magnetic field  $H$ , ruled by the mean-field Hamiltonian

$$\mathcal{H} = -\frac{J}{2N}M^2 - HM. \quad (12)$$

Since the Hamiltonian depends only on the total magnetization  $M$ , the master equation for this model can be written in closed form for  $M$  [7, 12]. In the large  $N$  limit, when the magnetization per spin  $m = M/N$  can be taken as a continuous variable, an expansion of the master equation up to first order in the perturbative parameter  $\epsilon = 1/N$  leads for the Glauber dynamics to a FP equation (7) with [12]

$$\begin{aligned} D_1(m) &= -m + \tanh[m'] - \epsilon\beta Jm \operatorname{sech}^2[m'], \\ D_2(m) &= \epsilon(1 - m \tanh[m']), \end{aligned} \quad (13)$$

where we have defined  $m' = \beta(Jm + H)$ , with  $\beta = 1/(k_B T)$ .

In the following sections we derive asymptotic solutions of the FPE with these coefficients, close to both the critical point ( $H = 0$  and  $T \approx T_c = J/k_B$ ) and to spinodal points for  $T < T_c$ . Analytical results are compared against Monte Carlo simulation ones using the Glauber algorithm. Time was adimensionalized with the characteristic time  $t_0$  of the transition rate  $w = t_0^{-1}(1 + \exp(\beta\Delta\mathcal{H}))^{-1}$ . The unit of time in theoretical expressions corresponds to one MC step in simulations. We also performed several checks using the Metropolis algorithm. The outcomes were indistinguishable from the Glauber ones, except for a trivial time rescaling factor of 2 close to the critical point, as expected [7].

### 4. The STD near the critical point

In the vicinity of the critical point (at  $T \simeq T_c = J/k_B \equiv 1$  and  $H = 0$ ), the coefficients (13) can be approximated for small  $m$  (i.e.,  $\beta J|m| \ll 1$ ) respectively by

$$\begin{aligned} D_1(m) &= -\omega(\lambda, \epsilon)m - \kappa(\lambda, \epsilon)m^3 + \mathcal{O}(m^5), \\ D_2(m) &= \epsilon([1 - (1 - \lambda)m^2] + \mathcal{O}(m^4)), \end{aligned} \quad (14)$$

where  $\omega(\lambda, \epsilon) \equiv \lambda + \epsilon(1 - \lambda)$  and  $\kappa(\lambda, \epsilon) \equiv (\frac{1}{3} - \epsilon)(1 - \lambda)^3$ , with  $\lambda \equiv 1 - T_c/T$ .

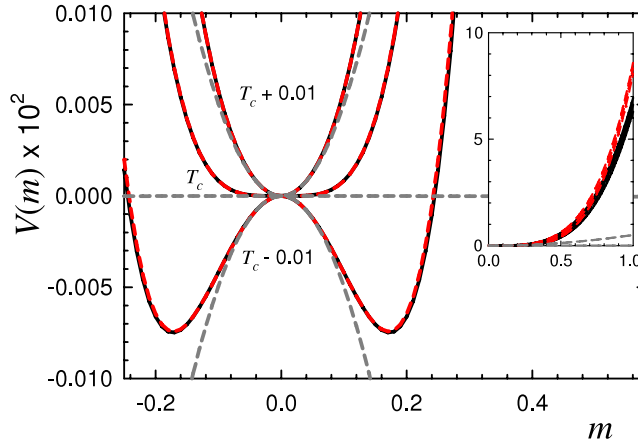
Within the domain of validity of these approximations  $(1 - \lambda)m^2 \ll 1$  and therefore  $D_2 \simeq \epsilon$ . As regards  $D_1$ , its linear term dominates, that is,

$$D_1(m) \simeq -\omega(\lambda, \epsilon)m, \quad (15)$$

if

$$|\omega| \gg \kappa m^2. \quad (16)$$

This implies a parabolic approximation of the drift potential  $V(m) = -\int D_1(m) dm$ , whose shape is plotted in figure 1 for different values of  $T \simeq T_c$ , found from the integration of  $D_1$  in equation (13) and of the linearized expression (15), for comparison. For  $\omega > 0$ , one has a confining quadratic potential, while for  $\omega < 0$  the parabolic potential is inverted, with an unstable point at  $m = 0$ .



**Figure 1.** Potential  $V(m)$ , for different values of  $T$  in the vicinity of  $T_c$ , indicated in the figure. It was obtained (apart from an arbitrary additive constant) from the integration of  $D_1$  in equations (13) (black full lines), (14) (red dashed lines) and (15) (gray dashed lines). Inset: zoom of the region close to  $m = 1$ .

#### 4.1. The Ornstein–Uhlenbeck approximation

Now, for linear  $D_1$  and constant  $D_2$ , the exact solution of equation (7) reads [13]

$$P(m, t | m_0, 0) = \frac{1}{\sqrt{2\pi\sigma^2(t)}} \exp\left(-\frac{[m - m_0 \exp(-\omega t)]^2}{2\sigma^2(t)}\right), \quad (17)$$

where  $\sigma^2(t) = \epsilon[1 - \exp(-2\omega t)]/\omega$ . This solution applies for  $\omega > 0$  (the Ornstein–Uhlenbeck (OU) process) as well as for  $\omega < 0$ , and is valid as long as the probability distribution remains strongly peaked so that the inequality (16) holds for any value of  $m$  with non-negligible probability.

Taking the average with equation (17) gives

$$\langle m \rangle = m_0 \exp(-\omega t). \quad (18)$$

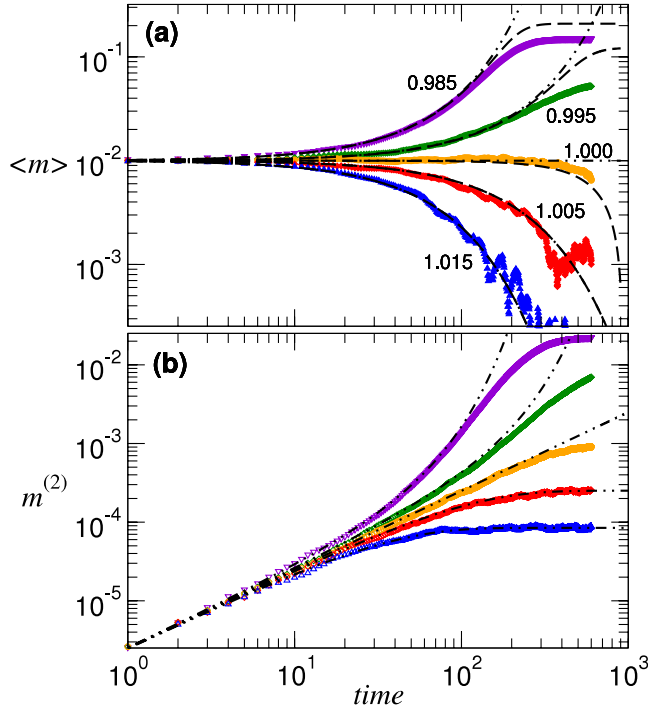
Therefore, for  $\omega > (<)0$ , that is  $T/T_c > (<)1 - 1/N$ , the average magnetization decays (grows) exponentially, with characteristic time  $|\omega|^{-1}$ . Then, for timescales  $t \ll |\omega|^{-1}$ , it remains the case that  $\langle m \rangle \sim m_0$ . Since in the large  $N$  limit  $\omega \sim \lambda$ , then the magnetization scales as  $\langle m \rangle = m_0 F(\lambda t)$ . This is consistent with equation (2), provided that  $\theta = 0$  and  $\nu z = 1$ , in agreement with the mean-field exponents  $\nu = 1/2$  and  $z = 2$ . The same exponents are displayed by the Gaussian model [1]. For higher-order moments  $m^{(n)} \equiv \langle (m - \langle m \rangle)^n \rangle$  with even  $n \geq 2$ , one has

$$m^{(n)} = \frac{\Gamma((n+1)/2)}{\sqrt{\pi}} [2\epsilon\omega^{-1}(1 - \exp[-2\omega t])]^{n/2}. \quad (19)$$

Then, for short times  $t \ll 1/|\omega|$ ,

$$m^{(n)} \sim [\epsilon t]^{n/2}. \quad (20)$$

Hence,  $m^{(2)} \sim t/N$ , consistently with equation (3) ( $\beta = 1/2$ ), provided that we choose  $d = 4$ , the upper critical dimension.



**Figure 2.** First and second moments of the order parameter as a function of time  $t$ , for  $m_0 = 0.01$  and different values of  $T \simeq T_c = 1$ . (a) Magnetization: black dot-dashed lines correspond to equation (18) and black dashed ones to equation (22). (b) Second moment: black dot-dashed lines correspond to equation (19). Numerical simulations using Glauber dynamics were performed for  $N = 8 \times 10^5$  (colored symbols).

The characteristic timescale for STD behavior is then  $t \ll \tau_{\text{STD}}$  with

$$\tau_{\text{STD}} \approx \frac{1}{|\lambda + \epsilon|} = \frac{N}{|1 + N\lambda|}. \quad (21)$$

If  $|\lambda N| \gg 1$  we have  $\tau_{\text{STD}} \sim 1/|\lambda| \ll N$ , while for  $|\lambda N| \ll 1$  we have  $\tau_{\text{STD}} \sim N$ .

Figure 2 displays the comparison between numerical simulations and the approximate OU solutions, equations (18), (19), for  $N = 8 \times 10^5$ ,  $m_0 = 0.01$  and different values of  $T \simeq T_c$ , such that  $|\lambda N| \gg 1$ . The OU approximation gives an excellent agreement for timescales up to  $t \sim \tau_{\text{STD}}$  ( $\tau_{\text{STD}} \sim 100$  for the present parameter values). Averages were taken over 1000 independent MC runs. The main differences between the theoretical and numerical results appear for  $T < T_c$  and  $t > \tau_{\text{STD}}$ , where finite-size effects shift the equilibrium value of both the average magnetization and its variance.

Figure 2 also shows the performance of equation (22), which reproduces the simulation results for longer times than equation (18), predicting the transient steady state. The lower saturation level observed in simulation outcomes for  $T < T_c$  is due to the presence of fluctuations that drive some trajectories to the equilibrium state with negative magnetization, while the deterministic equation rules the stabilization at the level of the local minimum. Also notice that this discrepancy decreases as  $T$  departs from the critical value because of the consequent increase of the potential barrier height, which makes



such events less probable. For  $T > T_c$ , the system evolves quickly towards the vicinity of the equilibrium state and the saturation level of the second moment is very close to the value given by the (bimodal) steady state distribution  $P(m) \propto \exp(-V(m)/\epsilon)$ . In any case, finite-size higher-order corrections can be neglected as far as the STD behavior is concerned.

#### 4.2. The quartic approximation of the drift potential

When (16) does not apply, one cannot discard the cubic contribution to  $D_1$ . For such cases we show in appendix A that the inclusion of the cubic correction in the drift coefficient equation (14) leads for  $\epsilon \ll 1$  to

$$\langle m \rangle = \frac{m_0 e^{-\omega t}}{\sqrt{1 + m_0^2 \kappa (1 - e^{-2\omega t}) / \omega}}. \quad (22)$$

This solution is exact in the thermodynamic limit  $\epsilon \rightarrow 0$ , as can be verified by direct integration of the deterministic version of equation (11) [7], i.e.,

$$\frac{d\langle m \rangle}{dt} = D_1(\langle m \rangle). \quad (23)$$

Notice that the expansion of equation (22) up to first order in  $m_0$  reproduces equation (18). The case  $\omega = 0$  ( $T = T_c$ ) can also be drawn from equation (22) by taking the limit  $\omega \rightarrow 0$ , yielding

$$\langle m \rangle = \frac{m_0}{\sqrt{1 + 2m_0^2 \kappa t}}. \quad (24)$$

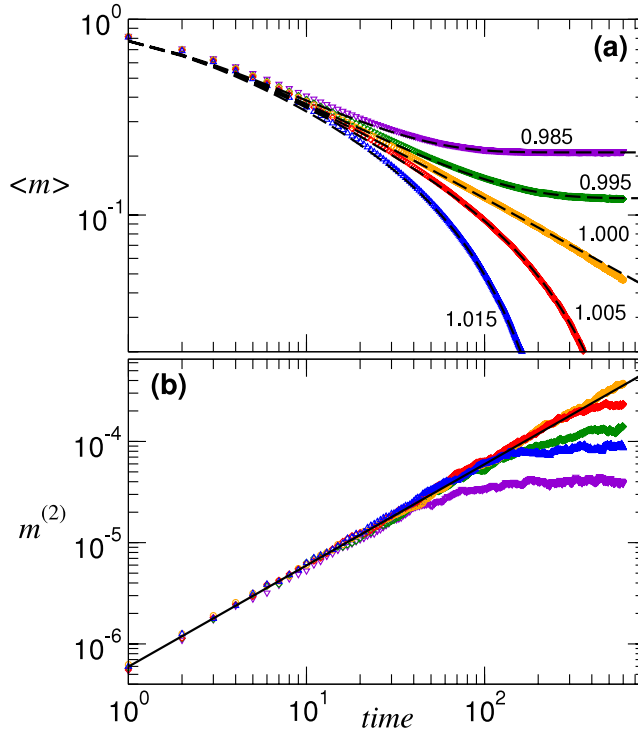
In appendix A we additionally show that finite-size corrections do not change the STD scaling of  $\langle m \rangle$ . For the second moment we obtain

$$m^{(2)} \equiv \langle m^2 \rangle - \langle m \rangle^2 = 2\epsilon t \frac{(1+z)(1+2z+2z^2)}{(1+2z)^3} + \mathcal{O}(\epsilon^2, \epsilon\omega), \quad (25)$$

where  $z \equiv \kappa m_0^2 t$ . Notice that up to a typical timescale  $1/(2\kappa m_0^2)$ , the approximation  $m^{(2)} \simeq 2\epsilon t$  holds. For  $\kappa m_0^2 t \gg 1$ , a crossover to a second linear (and hence normal diffusive) regime but with a different diffusion constant is predicted, namely  $m^{(2)} \simeq \epsilon t/2$ , although it typically falls beyond the STD region.

#### 4.3. Other initial conditions

To investigate the scaling behavior for other initial conditions, we analyzed the STD behavior when  $m_0 = 1$ . As can be seen in the inset of figure 1, the cubic approximation still holds close to  $m = 1$ . Hence, the thermodynamic limit expression (22) is expected to apply too, as verified in figure 3(a). In comparison with the initial condition of figure 2, here trajectories get more trapped around the positive minimum, and hence the agreement with deterministic equation (22) is still better. For finite systems, the intensity of the fluctuations is state dependent following equation (13). Therefore, the finite-size corrections derived by assuming  $D_2 \simeq \epsilon$  do not hold. However, for very short times one still expects  $m^{(2)} \sim 2D_2(m_0)t$ , according to equation (9), as is in fact verified in numerical simulations illustrated in figure 3. From equation (22) we have that  $m(t) \sim t^{-1/2}(1 - \lambda t)$



**Figure 3.** First and second moments as a function of time  $t$  for  $m_0 = 1$  and different values of  $T \simeq T_c = 1$ . (a) Magnetization: dashed lines correspond to theoretical results given by equation (22). (b) Second moment: the full black line represents  $2D_2(m_0 = 1)t$ . Numerical simulations using Glauber dynamics were performed for  $N = 8 \times 10^5$  (colored symbols).

for  $t \ll 1/|\lambda|$ , in agreement with equation (5). The excellent accord between equation (22) and the numerical simulation outcomes displayed in figure 3 when  $|\lambda N| \gg 1$  confirms our previous assumptions. Numerical simulations for other values of  $N$  also verify the above scaling. For  $T > T_c$  the equilibrium (final steady state) values of both the mean and the variance are quickly approached as in figure 2. However, when  $T < T_c$ , we see from figure 3(b) that all the curves lie below the critical curve, at variance with the behavior observed when  $m_0 \ll 1$  (compare with figure 2(b)). This is because when  $m_0 = 1$  almost all the trajectories get trapped in the positive minimum. Thus, the variance stabilizes at a value corresponding to the fluctuations in a single potential minimum. At long enough times, the two minima in a finite-size system get equally populated and therefore the equilibrium value of  $m^{(2)}$  will be higher. However, the timescales needed for observing this effect fall outside the STD regime. In contrast, when  $m_0 \ll 1$ , a relatively large number of trajectories cross the barrier between minima and  $m^{(2)}$  approaches the equilibrium value (which is larger than the steady one), even at very short times, as can be verified by comparing the numerical plateaux in figure 2(b) with the equilibrium value

$$m_{\text{eq}}^{(2)} = \frac{\int_{-1}^1 m^2 e^{-V(m)/\epsilon} dm}{\int_{-1}^1 e^{-V(m)/\epsilon} dm}. \quad (26)$$

## 5. The STD near the spinodal

When  $T < T_c$  the model has a line of first-order transitions at  $H = 0$  and metastable stationary solutions for a range of values of  $H$ . Without loss of generality we will restrict hereafter to the metastable solutions with positive magnetization, that is, those analytic continuations of the equilibrium magnetization from positive to negative values of  $H$ . Defining  $h \equiv \beta H$ , the metastable state exists as long as  $h > h_{\text{SP}}$ , where the spinodal field is given by

$$h_{\text{SP}} = -\beta J m_{\text{SP}} + \frac{1}{2} \ln \frac{1 + m_{\text{SP}}}{1 - m_{\text{SP}}}$$

$$m_{\text{SP}} = \sqrt{1 - \frac{1}{\beta J}}$$

where  $m_{\text{SP}}$  is the magnetization at the spinodal point [6].

Suppose now that we start the system evolution from the completely ordered state  $m_0 = 1$  with  $T < T_c$  and  $h > h_{\text{SP}}$  and let us define  $\Delta m \equiv m - m_{\text{SP}}$  and  $\Delta h \equiv h - h_{\text{SP}}$ . Considering  $\Delta m$  as an order parameter, numerical simulations using Metropolis dynamics [6] showed that close enough to the spinodal point ( $|\Delta h| \ll 1$ ) its moments obey the scaling form (4) with  $\tau = \Delta h/h_{\text{SP}}$ . For temperatures far enough from  $T_c$  the spinodal magnetization  $m_{\text{SP}}$  is close to 1 and we can expand  $D_1$  and  $D_2$  in powers of  $\Delta h$  and  $\Delta m$ . Moreover, close to the spinodal we can neglect [12] the finite-size correction of  $D_1$ . Then, from equations (13) one has at first order in  $\Delta h$  and second order in  $\Delta m$

$$D_1(m) \simeq \frac{\Delta h}{\beta J} - 2m_{\text{SP}} \Delta m \Delta h - \beta J m_{\text{SP}} (\Delta m)^2,$$

$$D_2(m) \simeq \epsilon \left( \frac{1}{\beta J} - 2m_{\text{SP}} \Delta m + (\beta J - 2)(\Delta m)^2 - \frac{m_{\text{SP}}}{\beta J} \Delta h + \left( 2 - \frac{3}{\beta J} \right) \Delta m \Delta h \right).$$
(27)

In figure 4 we plot the shape of  $V(m)$  for different values of  $h$  in the vicinity of  $h_{\text{SP}}$ , obtained from integration of both  $D_1$  in equation (13) and the approximate quadratic polynomial (27), for comparison.

The moments of  $\Delta m$  can be calculated by means of equation (8), namely

$$\langle (\Delta m)^n \rangle = \sum_{k \geq 0} [D_1 \partial_x + D_2 \partial_{xx}]^k x^n t^k / k!,$$
(28)

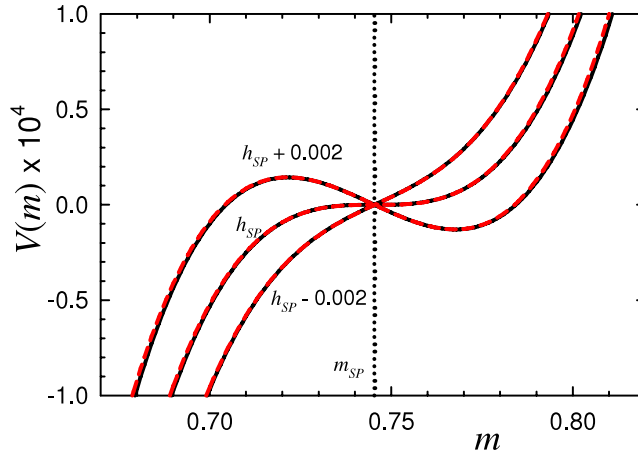
where we have defined  $x \equiv m_0 - m_{\text{SP}}$ .

For  $n = 1$  we can neglect in a first approximation the diffusion term, that is, at least for short times we can disregard finite-size effects. Then, from equation (28) using  $D_1 = -A(x^2 + 2A\alpha x - \alpha)$ , with  $\alpha = \Delta h/(\beta J A)$  and  $A \equiv \beta J m_{\text{SP}}$ , one has (see appendix B)

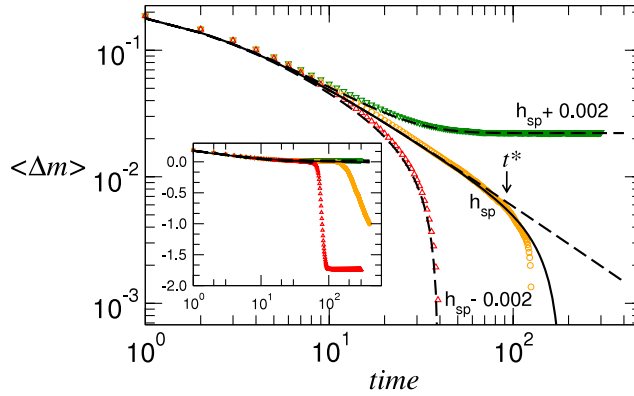
$$\langle \Delta m \rangle = \sqrt{\gamma} \frac{u + \tanh(\sqrt{\gamma} At)}{1 + u \tanh(\sqrt{\gamma} At)} - A\alpha,$$
(29)

where  $u = (x + A\alpha)/\sqrt{\gamma}$  and  $\gamma = \alpha + A^2\alpha^2$ . For  $\alpha < 0$  (and hence  $\gamma < 0$ ), equation (29) becomes

$$\langle \Delta m \rangle = \sqrt{|\gamma|} \frac{u - \tan(\sqrt{|\gamma|} At)}{1 + u \tan(\sqrt{|\gamma|} At)} - A\alpha.$$
(30)



**Figure 4.** Potential  $V(m)$ , for different values of  $h$  in the vicinity of  $h_{SP}$ , indicated in the figure for  $T = 4/9$ . It was computed (up to an arbitrary additive constant) from the integration of  $D_1$  in equation (13) (red full lines) and (27) (black dashed lines).



**Figure 5.** Mean magnetization as a function of time  $t$ , for  $m_0 = 1$ ,  $T = 4/9$  and different values of  $h$ . Black dashed lines correspond to the prediction given by equations (29)–(31). The full black line corresponds to equation (B.4). The inset is the same plot on linear–log scales. Numerical simulations were performed for  $N = 8 \times 10^5$  (colored symbols).

Alternatively, equations (29) and (30) can be obtained by integrating equation (23), and are in good agreement with numerical simulations, as illustrated in figure 5. One observes the following asymptotic behaviors:

- (i) For  $|h| < |h_{SP}|$  ( $\alpha > 0$ ), a constant level is reached. In fact, since the potential presents a local minimum, the plateau occurs at a level associated with that minimum. This is in accord with numerical simulations (figure 5); notice that the local minimum of the potential is at  $m \simeq 0.768$ , and then  $\Delta m = m - m_{SP} \simeq 0.023$ , in agreement with the observed level.
- (ii) For  $|h| > |h_{SP}|$  ( $\alpha < 0$ ), equation (30) yields a rapid decay towards zero attained at finite  $t$ . This is because the potential is tilted towards the absolute minimum (without a local minimum).

In the limit  $\alpha \rightarrow 0$ , from equation (29) it follows that

$$\langle \Delta m \rangle = \frac{x}{1 + Axt}. \quad (31)$$

Hence, at the spinodal point one has  $\langle \Delta m(t) \rangle \sim t^{-1}$  for  $t \gg 1/Ax$ , consistently with equation (5) with  $\beta = 1/2$  and  $\nu z = 1/2$ , in agreement with previous numerical results [6]. This behavior corresponds to the relaxation towards the saddle point  $m = m_{\text{SP}}$ . While in an infinite system such a point is an stationary state, finite-size fluctuations destabilize it, with the subsequent exponential relaxation towards the equilibrium value  $\Delta m \gtrsim -1 - h_{\text{SP}}$  at longer times, as depicted in figure 5. Finite-size corrections to equation (31), that we compute for  $\Delta h = 0$ , can be obtained by including the diffusion term in equation (28). When  $\Delta h = 0$ , following equation (27), we have  $D_2(x) \simeq \epsilon(ax^2 + bx + c)$ , with  $a = \beta J - 2$ ,  $b = -2m_{\text{SP}}$ ,  $c = 1/\beta J$  and  $D_1 = -Ax^2$ . In appendix B we obtain equation (B.4), furnishing  $\langle \Delta m \rangle$  corrected at first order in  $\epsilon$ , that for  $t \gg 1/Ax$  leads to

$$\langle \Delta m \rangle \sim \frac{1}{At} \left[ 1 - \frac{\epsilon c A^2}{10} t^3 + \mathcal{O}(\epsilon t^2, \epsilon^2) \right]. \quad (32)$$

Hence, finite-size effects will become relevant only when  $t \sim t^*$ , with

$$t^* = \left( \frac{10\beta J}{\epsilon A^2} \right)^{1/3} = \left( \frac{10N}{-\lambda} \right)^{1/3}, \quad (33)$$

in agreement with the scaling proposed in [6]:  $t^* \propto N^{z/d_c}$ , with  $z = 2$  and  $d_c = 6$ .

Finally, let us consider the second moment. In appendix B we obtain equation (B.6), which gives the  $\epsilon$ -correction to  $\langle (\Delta m)^2 \rangle$ . It allows us to compute  $\Delta m^{(2)} = \langle (\Delta m)^2 \rangle - (\langle \Delta m \rangle)^2$ , equation (B.7), that at short times  $t \ll 1/Ax$  leads to

$$\Delta m^{(2)} \sim 2\epsilon(ax^2 + bx + c)t \simeq 2D(x)t, \quad (34)$$

in accord with equation (9).

Meanwhile, for  $t \gg 1/Ax$ , equation (B.6) behaves as

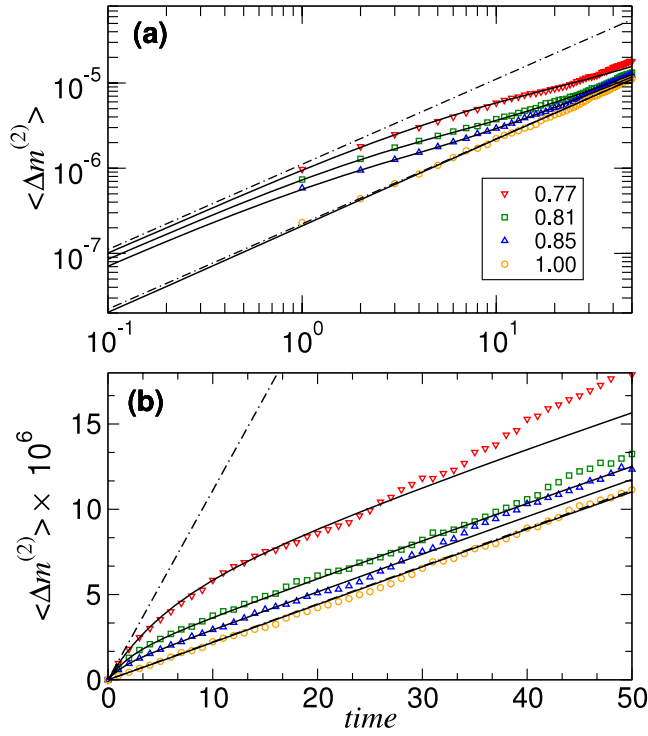
$$\langle (\Delta m)^2 \rangle \sim \frac{1}{(At)^2} \left[ 1 + \frac{\epsilon c A^2}{5} t^3 + \mathcal{O}(\epsilon t^2, \epsilon^2) \right]. \quad (35)$$

Hence from equations (32) and (35) one gets

$$\Delta m^{(2)} \sim \frac{2\epsilon c t}{5}. \quad (36)$$

Notice that in this regime, the prefactor of  $t$  given by equation (36) is generically different from that obtained in the very short-time regime following equation (34). Figure 6 illustrates this crossover for different values of  $m_0$  and fixed temperature. The prefactor at small times,  $2D_2(m_0)$ , varies with  $m_0$  (panel (a)), while at intermediate times  $1/Ax \ll t < t^*$ , the prefactor becomes  $\frac{2}{5}\epsilon c = 2\epsilon/(5\beta J)$  independently of  $m_0$ , which is evident on the linear scale (panel (b)).

In any case the behavior  $\Delta m^{(2)} \sim \epsilon t$  up to  $t \sim t^*$  is consistent with the STD scaling hypothesis for the set of mean-field exponents  $z\nu = 2$ ,  $\beta = 1/2$ ,  $d_c = 6$ , and in agreement with numerical outcomes [6].



**Figure 6.** Second moment of the order parameter as a function of time  $t$ , for  $T = 4/9$ ,  $h = h_{\text{SP}}$  and different values of  $m_0$  (with  $m_{\text{SP}} < m_0 < 1$ ). Panels (a) and (b) display the same data on logarithmic and linear scales, respectively. Black full lines correspond to the prediction given by equation (B.6). Symbols correspond to MC numerical simulations for  $N = 8 \times 10^5$ . The dash-dotted lines correspond to  $2D_2(m_{\text{SP}})t$  (upper line) and  $2/5 c \epsilon t$  (lower line).

## 6. Final comments

We studied the short-time dynamical behavior of finite-size mean-field models (infinite-range interactions) with non-conserved order parameter dynamics. By solving the associated Fokker–Planck equation we obtained closed expressions for the first moments of the order parameter, in the vicinity of both the critical and spinodal points. This allowed us to confirm the STD scaling hypothesis in both situations, as well as to determine the dynamical ranges of its validity. In particular, we confirmed its validity analytically for when the system starts from an ordered state. Moreover, we found that a diffusion-like scaling behavior of the second moment appears for any initial value of the order parameter, but the associated diffusion coefficient presents a crossover between two different values, for short and intermediate times within the STD regime.

We found in general that the scaling behavior of the first moment is mainly determined by the shape of the potential  $V(m) = -\int D_1(m) dm$  and therefore by the equilibrium generalized free energy  $f(m, T, H)$ , which has the same extrema structure as [7]  $V(m)$ . The scaling behavior of higher moments, on the other hand, has its origin in the Gaussian nature of finite-size fluctuations close to the singular points. Although our results were obtained for a particular model, it is worth stressing that the above facts are

characteristic of mean-field systems, since they depend only on the shape of  $V(m)$  and on the proportionality  $D_2 \propto 1/N$ . This makes the analysis quite general and independent of the particular mean-field model.

## Acknowledgments

The authors would like to thank T S Grigera and E S Loscar for sharing with us their simulation codes for Metropolis dynamics, as well as for useful discussions. This work was supported by CNPq and Faperj (Brazil), CONICET, Universidad Nacional de Córdoba, and ANPCyT/FONCyT (Argentina).

## Appendix A. The quartic potential approximation near the critical point

To investigate the effect of including the cubic correction in the drift coefficient equation (14), we evaluate the particular setting of equation (8):

$$\langle m^n \rangle = \sum_{k \geq 0} [(-\omega m_0 - \kappa m_0^3) \partial_{m_0} + \epsilon \partial_{m_0 m_0}]^k \frac{m_0^n t^k}{k!}. \quad (\text{A.1})$$

In the limit  $|\lambda N| \gg 1$ , we can neglect in a first approximation the diffusion term and compute

$$\langle m \rangle \approx \sum_{k \geq 0} [(-\omega m_0 - \kappa m_0^3) \partial_{m_0}]^k \frac{m_0 t^k}{k!}. \quad (\text{A.2})$$

By iterating the operator  $k$  times and identifying the general form of the coefficients of  $t^k$ , with the aid of symbolic manipulation programs, we obtain

$$\begin{aligned} \langle m \rangle &\approx m_0 \sum_{k, j \geq 0} \frac{(-\omega t)^k}{k!} \binom{2j}{j} \left(-\frac{m_0^2 \kappa}{4\omega}\right)^j \sum_{i=0}^j \binom{j}{i} (-1)^i (2i+1)^k \\ &= m_0 e^{-\omega t} \sum_{j \geq 0} \binom{2j}{j} \left(-\frac{m_0^2 \kappa}{4\omega} (1 - e^{-2\omega t})\right)^j \\ &= \frac{m_0 e^{-\omega t}}{\sqrt{1 + m_0^2 \kappa (1 - e^{-2\omega t})/\omega}}, \end{aligned} \quad (\text{A.3})$$

which coincides with the exact deterministic solution (22).

Fluctuations can be neglected as long as  $\kappa, \omega \sim O(\epsilon^0)$ . However, while  $3\kappa$  remains of order 1 (except for extreme temperatures), typically  $\omega \sim \lambda + \epsilon \ll 1$ . Then, a finite-size correction can be included, by keeping only the terms of order  $\epsilon$  and  $\omega$  in each coefficient of  $t^k$  in equation (A.1). This procedure yields the correction term

$$\begin{aligned} C_1(\epsilon) &= -\epsilon \kappa m_0 t^2 \sum_{k \geq 0} \binom{2k}{k} (2k^2 + 6k + 3) (-z/2)^k \\ &= -\epsilon \kappa m_0 t^2 \frac{3 + 4z + 2z^2}{(1 + 2z)^{5/2}}, \end{aligned}$$

where  $z \equiv \kappa m_0^2 t$ . Then, it results that

$$\langle m \rangle = \frac{m_0(1 - \omega t)}{(1 + 2z)^{1/2}} + \frac{m_0 \omega t z}{(1 + 2z)^{3/2}} - \epsilon \kappa m_0 t^2 \frac{3 + 4z + 2z^2}{(1 + 2z)^{5/2}} + \mathcal{O}(\epsilon^2, \epsilon \omega, \omega^2). \quad (\text{A.4})$$

Notice that the first two terms in the right-hand side come from the expansion of the deterministic equation (A.3) up to first order in  $\omega$ .

In particular, exactly at the critical point we have  $\kappa = 1/3$  and  $\lambda = 0$  (and hence  $\omega = \epsilon$ ). Therefore, as in the case of the OU approximation, one concludes that the magnetization remains  $m \simeq m_0$  up to a characteristic time  $\tau_0 \sim 1/\epsilon = N$ .

Similarly, for  $\langle m^2 \rangle$ , one obtains the correction

$$C_2(\epsilon) = \epsilon t \sum_{k \geq 0} (k+1)(k+2)(-2z)^k = \frac{2\epsilon t}{(1+2z)^3},$$

leading to

$$\langle m^2 \rangle = \frac{m_0^2}{(1+2z)} - \frac{2\omega z(1+z)}{\kappa(1+2z)^2} + \frac{2\epsilon t}{(1+2z)^3} + \mathcal{O}(\epsilon^2, \epsilon \omega, \omega^2). \quad (\text{A.5})$$

Since in the deterministic limit  $\langle m^n \rangle = \langle m \rangle^n$ , the first two terms in the right-hand side come from the expansion of the squared equation (A.3) up to first order in  $\omega$ .

In the computation of the centered second moment, using equations (A.4) and (A.5), the purely deterministic terms cancel out to yield equation (25).

## Appendix B. The moment calculation near the spinodal

If  $\epsilon = 0$ , from equation (8) using  $D_1 = -A(x^2 + 2A\alpha x - \alpha)$ ,  $\alpha = \Delta h / (\beta J A)$  and  $A \equiv \beta J m_{\text{SP}}$ , the average magnetization is given by

$$\langle \Delta m \rangle = \sum_{k \geq 0} [-(x^2 + 2A\alpha x - \alpha) \partial_x]^k x (At)^k / k!, \quad (\text{B.1})$$

where  $x \equiv m_0 - m_{\text{SP}}$ . Completing squares and making the change of variables  $u = (x + A\alpha) / \sqrt{\gamma}$  with  $\gamma = \alpha + A^2 \alpha^2$  we obtain

$$\langle \Delta m \rangle = \sqrt{\gamma} \sum_{k \geq 0} [(1 - u^2) \partial_u]^k u (\sqrt{\gamma} At)^k / k! - A\alpha. \quad (\text{B.2})$$

Considering the generating function for the tangent, with the change of variable  $u = \tanh z$ , one has [14]

$$\begin{aligned} \sum_{n \geq 0} [(1 - u^2) \partial_u]^n u \tau^n / n! &= \sum_{n \geq 0} [\partial_z]^n \tanh z \tau^n / n! \\ &= (u + \tanh \tau) / (1 + u \tanh \tau), \end{aligned}$$

from which equations (29) and (30) follow.

To include finite-size effects we have to consider the complete expression:

$$\langle \Delta m \rangle = \sum_{k \geq 0} [D_1 \partial_x + D_2 \partial_{xx}]^k \frac{x t^k}{k!}. \quad (\text{B.3})$$



When  $\Delta h = 0$ , from equation (27), we have  $D_2(x) \simeq \epsilon(ax^2 + bx + c)$ , with  $a = \beta J - 2$ ,  $b = -2m_{\text{SP}}$ ,  $c = 1/\beta J$  and  $D_1 = -Ax^2$ . The contributions of order  $\epsilon$  associated with each coefficient of the quadratic approximation of  $D_2(x)$  are

$$C_{1a} = -\frac{\epsilon a}{3A} \sum_{k \geq 2} (k^2 - 1)(-y)^k = -\frac{\epsilon a y^2 (3 + y)}{3A(1 + y)^3},$$

$$C_{1b} = \frac{\epsilon b t}{12} \sum_{k \geq 2} (k + 1)(3k - 2)(-y)^{k-1} = -\frac{\epsilon b t y (6 + 4y + y^2)}{6(1 + y)^3},$$

$$C_{1c} = -\epsilon c A t^2 \left( 1 + \frac{1}{10} \sum_{k \geq 2} (k + 2)(2k + 1)(-y)^{k-1} \right) = -\frac{\epsilon c A t^2 (10 + 10y + 5y^2 + y^3)}{10(1 + y)^3},$$

where  $y \equiv Axt$ . Summing the  $\epsilon$ -corrections  $C_{1a} + C_{1b} + C_{1c}$  together with the deterministic one, given by equation (31), yields

$$\langle \Delta m \rangle = \frac{x}{1 + y} - \left( \frac{c}{10Ax^2} (10 + 10y + 5y^2 + y^3) + \frac{b}{6Ax} (6 + 4y + y^2) + \frac{a}{3A} (3 + y) \right) \frac{\epsilon y^2}{(1 + y)^3}. \quad (\text{B.4})$$

Likewise, we calculate

$$\langle (\Delta m)^2 \rangle = \sum_{k \geq 0} [D_1 \partial_x + D_2 \partial_{xx}]^k \frac{x^2 t^k}{k!}. \quad (\text{B.5})$$

In this case, the contributions of order  $\epsilon$  are

$$C_{2a} = -\frac{2ax}{A} \sum_{k \geq 1} \binom{k + 2}{3} (-y)^k = \frac{2axy}{A(1 + y)^4},$$

$$C_{2b} = -\frac{b}{12A} \sum_{k \geq 1} (k + 1)(k + 2)(3k + 1)(-y)^k = \frac{by(12 + 6y + 4y^2 + y^3)}{6A(1 + y)^4},$$

$$C_{2c} = ct \left( 2 + \frac{1}{10} \sum_{k \geq 2} (k + 1)(k + 2)(2k + 1)(-y)^{k-1} \right) = \frac{ct(10 + 10y + 10y^2 + 5y^3 + y^4)}{5(1 + y)^4}.$$

Summing up the corrections  $C_{2a} + C_{2b} + C_{2c}$ , together with the deterministic term (given by the squared equation (31)), yields

$$\langle (\Delta m)^2 \rangle = \frac{x^2}{(1 + y)^2} + \left( \frac{c}{5x} (10 + 10y + 10y^2 + 5y^3 + y^4) + \frac{b}{6} (12 + 6y + 4y^2 + y^3) + 2ax \right) \frac{\epsilon y}{A(1 + y)^4}. \quad (\text{B.6})$$

Finally, the second moment is obtained through  $\Delta m^{(2)} = \langle (\Delta m)^2 \rangle - (\langle \Delta m \rangle)^2$ . The purely deterministic terms cancel out and at first order in  $\epsilon$  what remains is

$$\Delta m^{(2)} = \frac{\epsilon y}{30Ax(1 + y)^4} \left( 20ax^2(3 + 3y + y^2) + 15bx(2 + y)(2 + 2y + y^2) + 12c(5 + 10y + 10y^2 + 5y^3 + y^4) \right) + \mathcal{O}(\epsilon^2). \quad (\text{B.7})$$

## References

- [1] Janssen H K, Schaub B and Schmittmann B, 1989 *Z. Phys. B* **73** 539
- [2] Prudnikov V V, Prudnikov P V, Kalashnikov I A and Tsirkin S S, 2008 *J. Exp. Theor. Phys.* **106** 1095
- [3] Zheng B, 1998 *Int. J. Mod. Phys. B* **12** 1419
- [4] Zheng B, 2006 *Computer Simulation Studies in Condensed Matter Physics XVI* ed D P Landau, S P Lewis and H B Schütler (Berlin: Springer) p 25
- [5] Prudnikov V V, Prudnikov P V, Krinitsyn A S, Vakilov A N, Pospelov E A and Rychkov M V, 2010 *Phys. Rev. E* **81** 011130
- [6] Loscar E S, Ferrero E E, Grigera T S and Cannas S A, 2009 *J. Chem. Phys.* **131** 024120
- [7] Paul W, Heermann D W and Binder K, 1989 *J. Phys. A: Math. Gen.* **22** 3325
- [8] Hanggi P, Grabert H, Talkner P and Thomas H, 1994 *Phys. Rev. A* **29** 371
- [9] Munoz M and Garrido P L, 1995 *J. Phys. A: Math. Gen.* **28** 2637
- [10] Pikovsky A and Ruffo S, 1999 *Phys. Rev. E* **59** 1633
- [11] Arecchi F T and Politi A, 1979 *Opt. Commun.* **29** 362
- [12] Mori T, Miyashita S and Rikvold P A, 2009 *Phys. Rev. E* **81** 011135
- [13] Risken H, 1984 *The Fokker–Planck Equation: Methods of Solution and Applications* (Berlin: Springer)
- [14] Hoffman M E, 1999 *Electron. J. Combin.* **6** R21
- Cvijović D, 2009 *Appl. Math. Comput.* **215** 3002